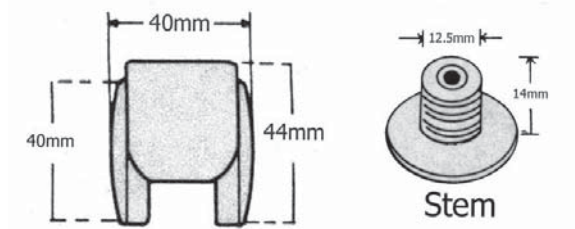


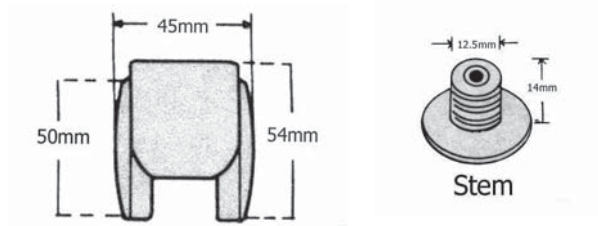
Section 8 — Casters, Levelers & Legs

Casters



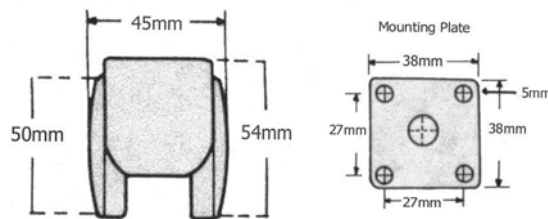
1501.066.060 Black

- 40 mm hooded twin wheel
- Knock-in socket
- Material: Nylon
- Packaging: 200 pieces



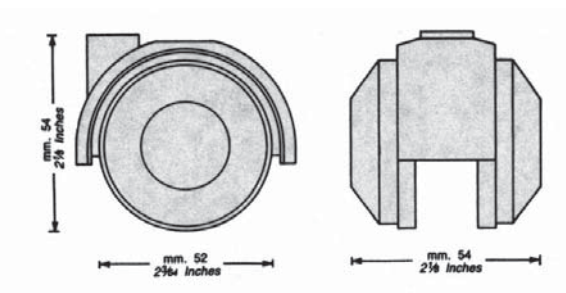
1510.066.060 Black

- 50 mm hooded twin wheel
- Knock-in socket
- Material: Nylon
- Packaging: 200 pieces



1510.038.060 Black

- 50 mm hooded twin wheel
- Swivel Plate
- Material: Nylon
- Packaging: 200 Pieces



1525.038.060 Black

- 50 mm hooded twin wheel
- Swivel Plate
- Material: Nylon
- Packaging: 100 Pieces